

Assignment 4 - linguistic diversity of a selected country

Marta Makarowicz and Panagiota Koudouni

Country of choice : Germany

Germany is a country with 23 languages spoken in various percentage rates. The data showcase that the average for all ages are the following:

The language of the majority is German (94.14%), followed by Russian (7.64%), Turkish (2.67%), Polish (2.6%), Spanish (2.5%), Italian (2.19%), Dutch (1.12%), Danish (0.66%), Romanian (0.6%), Czech (0.47%), Arabic (0.45%), Chinese (0.32%), Swedish (0.31%), Portuguese (0.22%), Greek (0.21%), Hungarian (0.2%), Slovenian (0.17%), Estonian (0.12%), Bulgarian (0.08%), Latvian (0.06%), and Croatian (0.04%).

Points scored

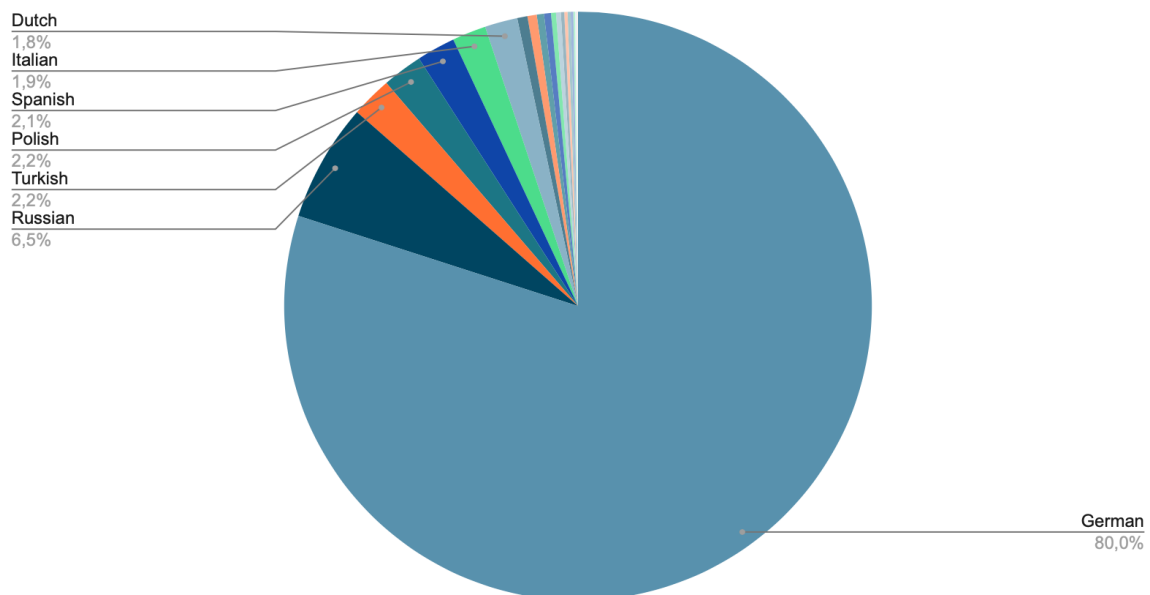


Chart 1. Percentages of the languages used in Germany from people of all ages

But when we take age into consideration there are some serious differences that we can observe.

For people between the ages of 15-34 the languages spoken change quite a lot. The majority speaks German (76.98%), followed by Russian (9.01%), Turkish (4.59%), Polish (3.53%), English (1,76%), Danish (0,86%), Italian (0,38%), French (0.29%), Portuguese (0.22%), Greek (0,17%), Romanian (0,15%) and Arabic (0,07%).

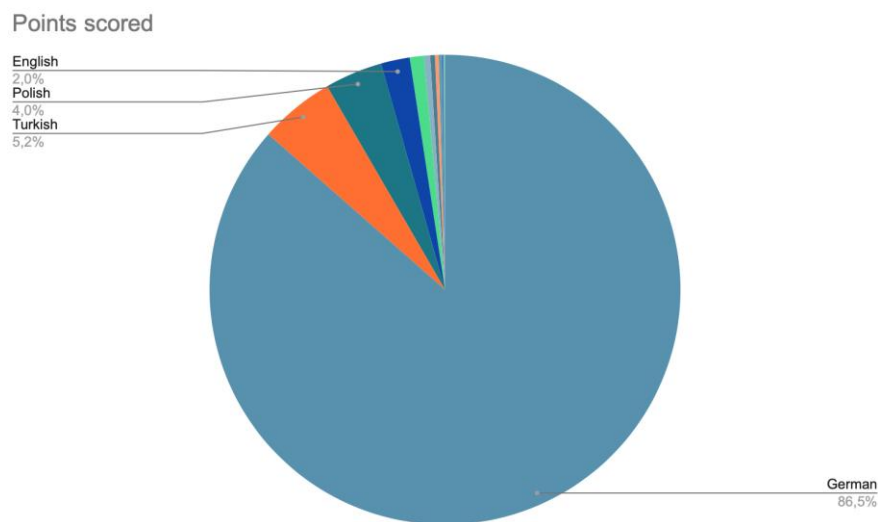
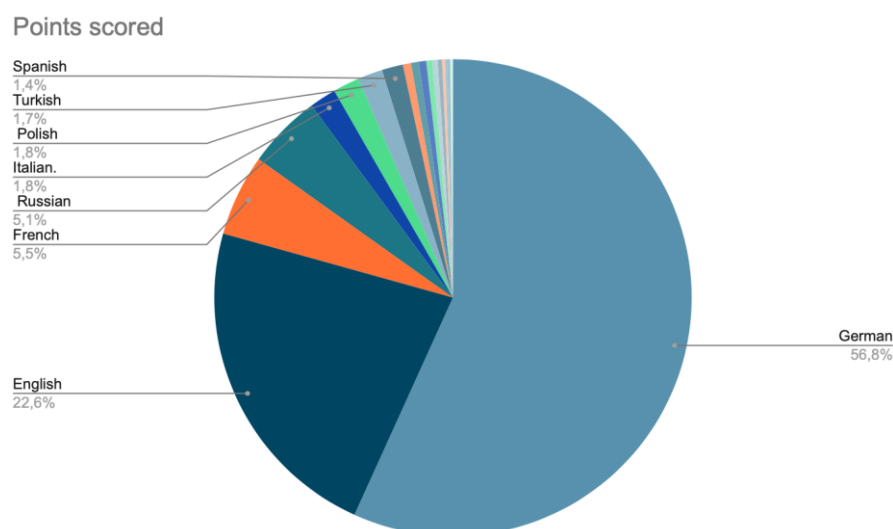


Chart 2. Percentages of the languages used in Germany from people of ages between 15-34.

As far as the age group 35-54 years is concerned, as many as 94.62% of the population in Germany speaks German, 37.6% - English, 9.21% - French, 8.42% - Russian, 3% - Italian. 2.98% speaks Polish, 2.82% - Turkish, 2.39% - Spanish, 0.92% - Dutch. In Germany, 0.88% of the population speaks Czech, 0.83% - Romanian, 0.7% - Swedish, 0.59% - Arabic, 0.48% - Slovenian, 0.33% - Danish, 0.29% - Portuguese, 0.24% - Estonian, 0.21% - Bulgarian, and 0.16% - Greek.



[Chart 3. Percentages of the languages used in Germany from people of ages between 35-54.](#)

For people aged 55+ the statistics are as follows: 95.64% - German, 22.66% - English, 5.74% - French, 4.97% - Russian, 2.28% - Italian, 1.56% - Spanish, 1.27% - Dutch, 0.97% - Polish, 0.75% - Turkish, 0.68% - Danish, 0.51% - Romanian, 0.5% - Hungarian, 0.38% - Czech, 0.3% - Greek, 0.15% - Latvian, 0.14% - Portuguese, 0.1% - Croatian, 0.09% - Chinese, and 0.06% - Swedis

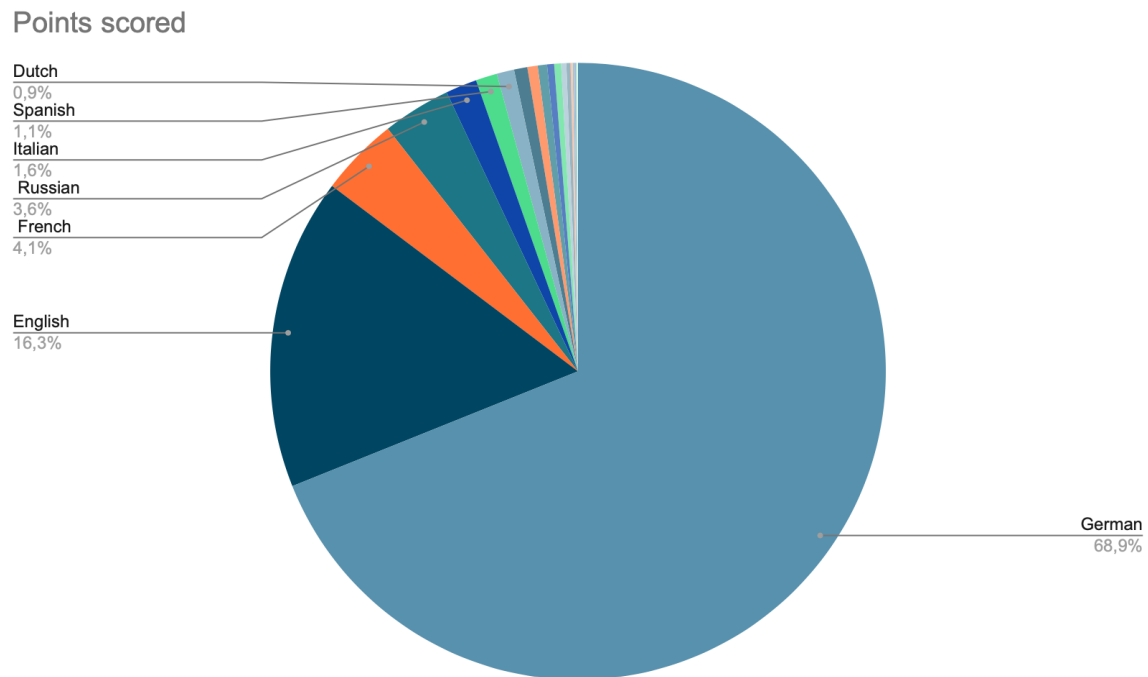


Chart 3. Percentages of the languages used in Germany from people of ages between 55 and up.

Resources:

<https://languageknowledge.eu/countries/germany>

https://lms.amu.edu.pl/epicur/pluginfile.php/1068/mod_resource/content/1/2021_Linguistic%20diversity.pdf

<https://wals.info/country/DE#5/52.750/9.509>